


Surface Mount Red Chip LED - 0805

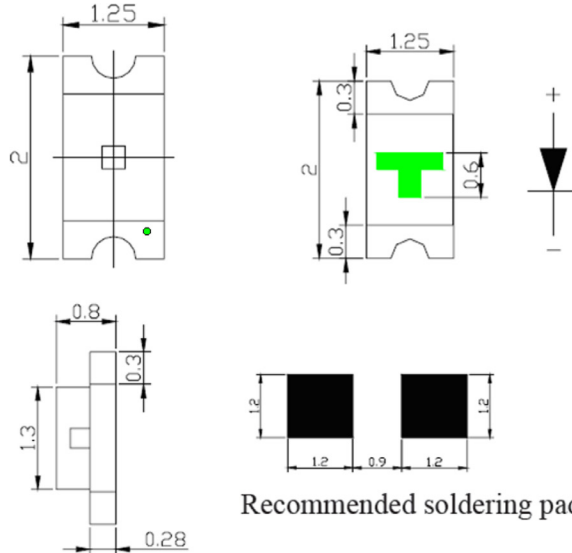
multicompPRO

**RoHS
Compliant**



Features

Package Size	: 2mm × 1.25mm × 0.8mm SMD LED (0805 Series)
Dice Material	: AlInGaP
Peak Wave Length (nm)	: 650
Emitted Colour	: Super Red
Viewing Angle (deg)	: 120
Epoxy Colour	: Water Clear
IV (mcd)	: 32



Electrical / Optical Characteristics at Ta = 25°C

Parameter	Symbol	Min.	Typ.	Max.	Unit	Condition
Luminous Intensity	IV	24	32	55	mcd	IF = 20mA
Viewing Angle	2θ1/2		120		deg	
Peak Emission Wavelength	λp		650		nm	
Dominant Wavelength	λD	635	640	645	nm	
Spectral Line Half-Width	Δλ		20		nm	
Forward Voltage	VF	1.8	1.9	2.2	V	VR=5V
Reverse Current	Ir	-	-	10	uA	

Dimensions : Millimetres

▲ Luminous intensity (IV) ±10%, Forward Voltage (VF) ±0.1V, Wavelength (λd) ±0.5nm

Absolute Maximum Ratings: (Ta = 25°C)

Parameter	Symbol	Rating	Unit
Power Dissipation	Pd	85	mW
Peak Forward Current (Duty 1/10 @ 1KHz)	IF (Peak)	100	mA
Recommended Operating Current	IF (Rec)	30	mA
Electrostatic Discharge	ESD _{HBM}	2000	V
Operating Temperature Range	T _{OPR}	-40 to +85	°C
Storage Temperature Range	T _{STG}	-40 to +100	°C
Lead Soldering Temperature Range (1.6 mm (1/16 inch) from body)	Reflow Soldering: 260°C for 5 sec. Hand Soldering: 350°C for 3 sec.		

Newark.com/multicomp-pro
Farnell.com/multicomp-pro
Element14.com/multicomp-pro

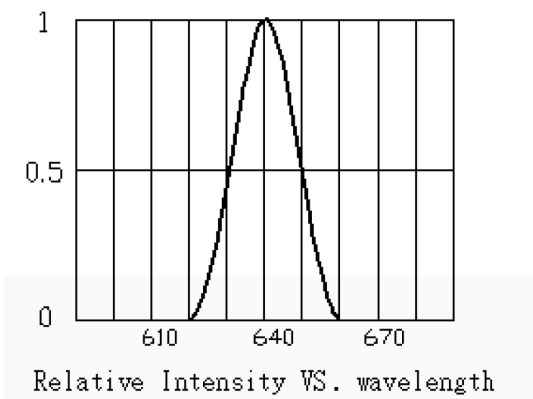
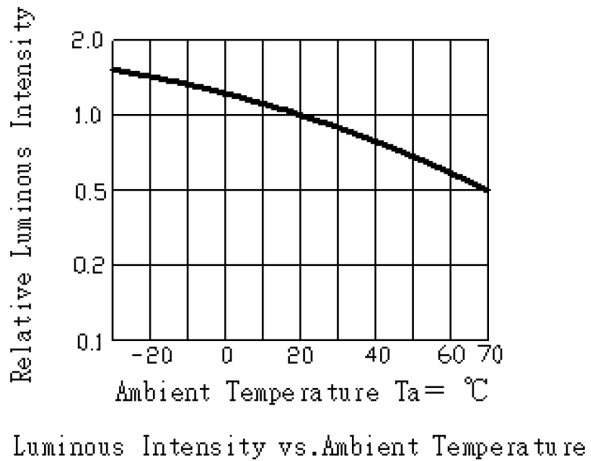
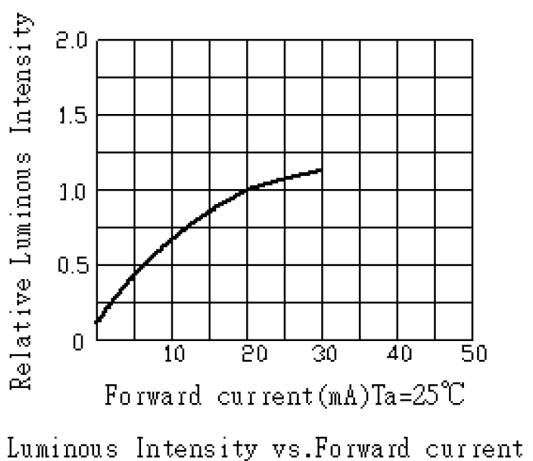
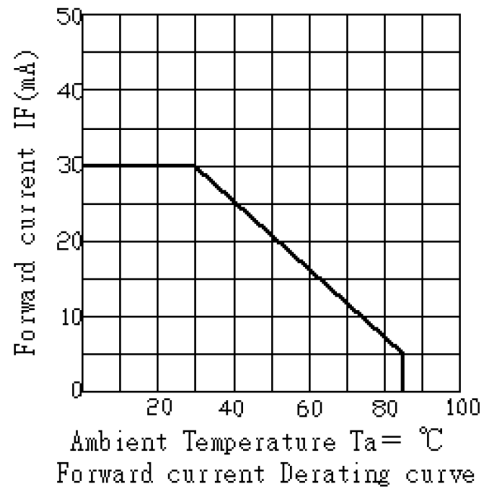
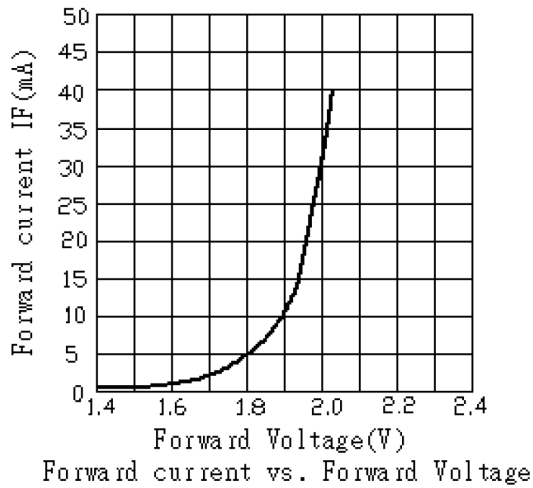
multicompPRO

Surface Mount Red Chip LED - 0805

multicompPRO

Typical Electro-Optical Characteristics Curves

Super Red (AlInGaP $\lambda_d=640\text{nm}$)

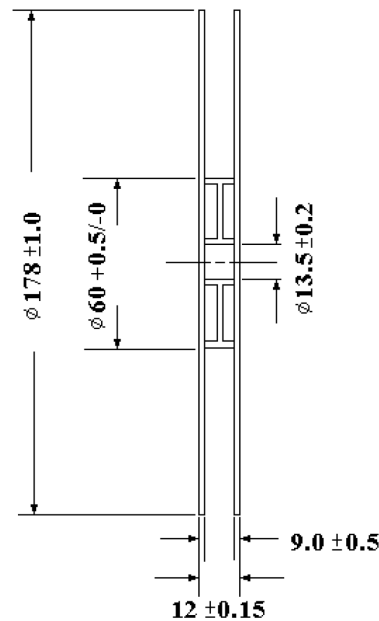
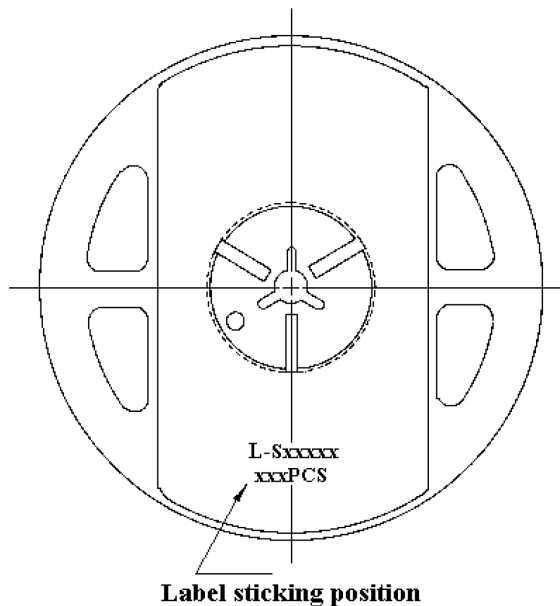
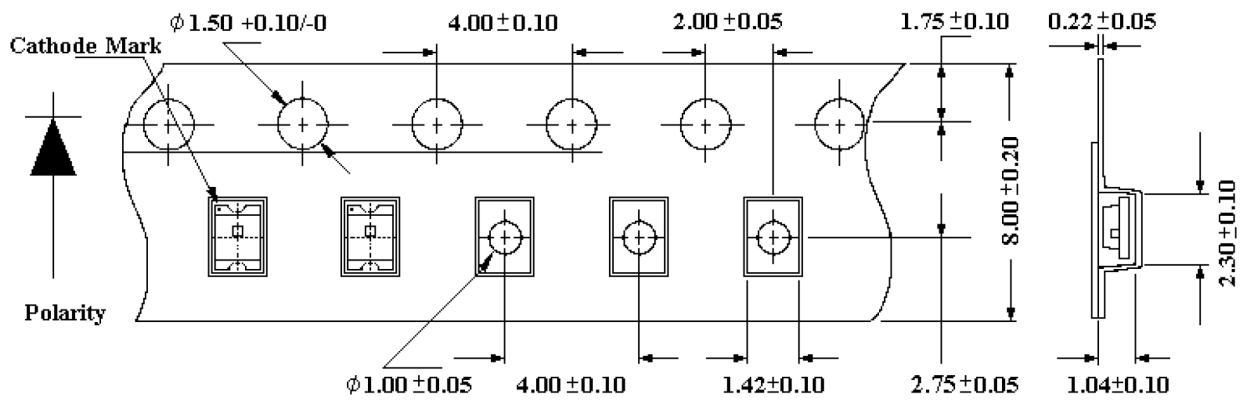


Surface Mount Red Chip LED - 0805

multicomp PRO

Reliability Test

NO.	Item	Test Conditions	Test Time/ Cycle	Sample Size	Ac/Re
1	DC Operating Life	Temperature:25°C IF:20mA	1000 HRS	20 PCS	0/1
2	High Temperature High Humidity	Temperature:85°C 85%RH			
3	High Temperature Storage	Temperature:100°C			
4	Low Temperature Storage	Temperature:-40°C			
5	Temperature Cycling	85°C~ 25°C~-35°C 15min~ 5min~ 15min	15 Cycles		
6	Thermal Shock	85°C~ 25°C~-10°C 5min~ 10sec~ 5min			
7	Solder Heat	Temperature:260°C±5°C	10 sec.		



multicomp PRO

Surface Mount Red Chip LED - 0805

Bin Range of Luminous intensity					
Symbol	Bin Code	Min	Max	Unit	Condition
I _v	1	24	32	mcd	I _F =20mA
	2	32	42		
	3	42	55		

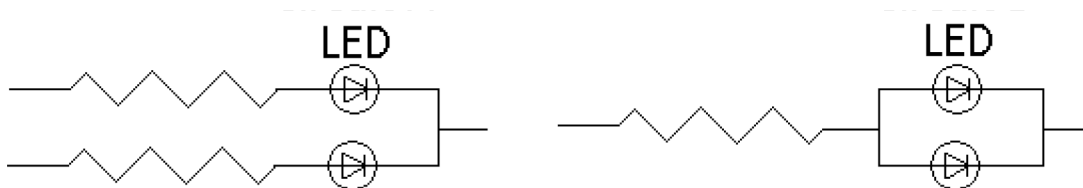
Bin Range of Dominant Wavelength					
Symbol	Bin Code	Min	Max	Unit	Condition
λ _v	A	635	640	nm	I _F =20mA
	B	640	645		

Bin Range of Forward Voltage					
Symbol	Bin Code	Min	Max	Unit	Condition
V _F	F	1.8	1.9	V	I _F =20mA
	G	1.9	2		
	H	2	2.1		
	I	2.1	2.2		
	J	2.2	2.3		

Precautions for Using LED

1. Drive Method

LED is current-operated device. In order to ensure intensity uniformity on multiple LEDs connected in parallel in an application, it is recommended that a current limiting resistor be incorporated in the drive circuit



(a) Circuit A: it is recommended circuit.

(b) Circuit B: the brightness of each LED might appear different due to the differences in the I-V characteristics of those LEDs.

Surface Mount Red Chip LED - 0805

multicomp **PRO**

2. Over-current-proof

Customer must apply resistors for protection, otherwise slight voltage shift will cause big current change (Burn out will happen).

3. Storage

The Storage Temperature and RH are: 5°C ~ 30°C, RH 60% or less.

Once the package is opened, the products should be used within a week. Otherwise, they should be kept in moisture proof package with moisture absorbent material (silica gel).

We suggest our customers to use the products within a year.

If the moisture absorbent material (silica gel) has faded or the LEDs exceeded the storage time, baking treatment should be performed using the following conditions:

Baking treatment: more than 24 hours at 60°C ±5°C.

4. Electrostatic Discharge (ESD)

Static electricity or surge voltage will damage the LEDs Suggestions to prevent ESD damage:

Use of a conductive wrist band or ante-electrostatic glove while handing the LEDs.

All devices, equipment, and machinery must be properly grounded.

Work tables storage racks, etc. should be properly grounded.

In the events of manual working in process, make sure the devices are well protected from ESD at any time.

5. Others

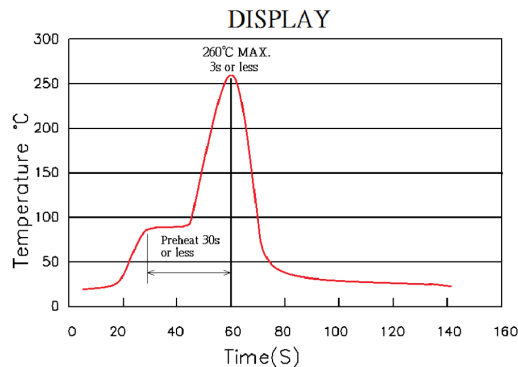
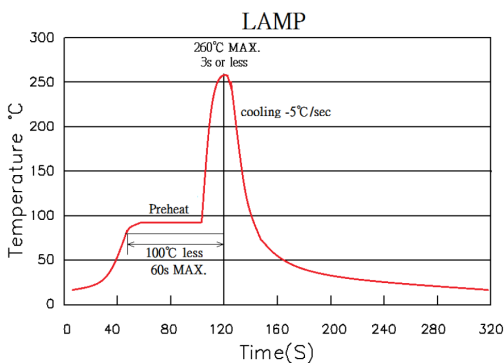
(a) If you want to have the uniform luminance and Colour, please use the same binning number, and components from mixed bins will cause the differences of luminance and Colours.

(b) The appearance and specifications of the product may be modified for improvement without prior notice.

6. Soldering

Recommended soldering condition as shown below:

● Soldering heat (DIP)



Soldering Iron

Temperature at tip of iron: 350°C Max.

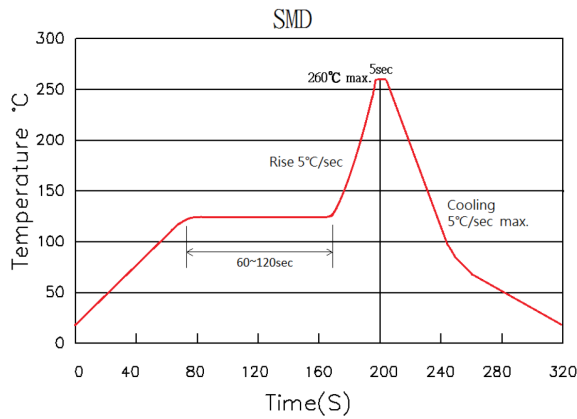
Soldering Time: 3 sec. ± 1 sec. (one time only)

If temperature is higher, time should be shorter.

Surface Mount Red Chip LED - 0805

multicomp PRO

● **Reflow Temp./Time (SMD)**



Part Number Table

Description	Part Number
SMD Chip LED, 0805, Red, 650mcd, 120°, 32mcd	MP006842

Important Notice : This data sheet and its contents (the "Information") belong to the members of the AVNET group of companies (the "Group") or are licensed to it. No licence is granted for the use of it other than for information purposes in connection with the products to which it relates. No licence of any intellectual property rights is granted. The Information is subject to change without notice and replaces all data sheets previously supplied. The Information supplied is believed to be accurate but the Group assumes no responsibility for its accuracy or completeness, any error in or omission from it or for any use made of it. Users of this data sheet should check for themselves the Information and the suitability of the products for their purpose and not make any assumptions based on information included or omitted. Liability for loss or damage resulting from any reliance on the Information or use of it (including liability resulting from negligence or where the Group was aware of the possibility of such loss or damage arising) is excluded. This will not operate to limit or restrict the Group's liability for death or personal injury resulting from its negligence. Multicomp Pro is the registered trademark of Premier Farnell Limited 2019.

Newark.com/multicomp-pro
Farnell.com/multicomp-pro
Element14.com/multicomp-pro

multicomp PRO